



## Summary Statistics Class of 2019

This report presents a brief summary of the demographic and academic characteristics of the Class of 2019, who graduated on May 26.

Graduates: 395  
Degrees: 411  
BA: 380 (96% of graduates)  
BS: 31 (8% of graduates)  
(Dual: 16 (4% of graduates))

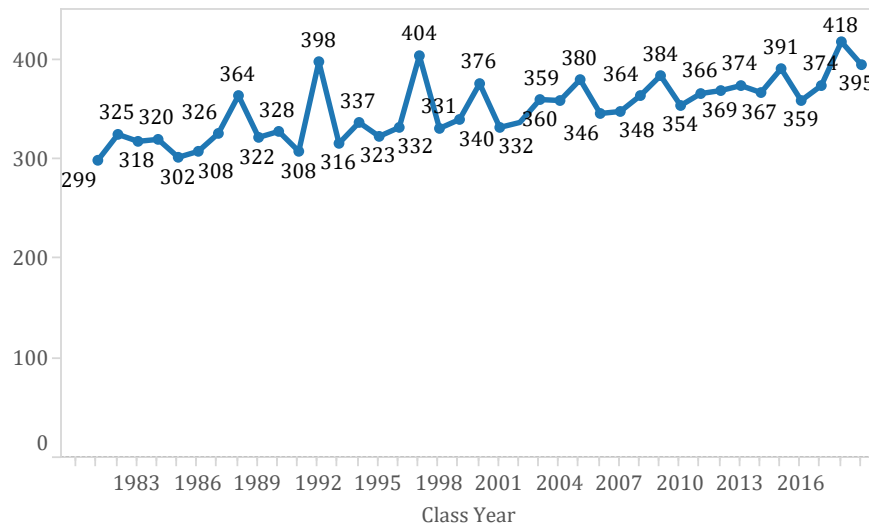
Total Honors: 87 (22%)  
Highest Honors: 9  
High Honors: 55  
Honors: 23

Double Major: 150 (38%)  
Graduates with Minors: 211 (53%)  
Study Abroad: 157 (40%)

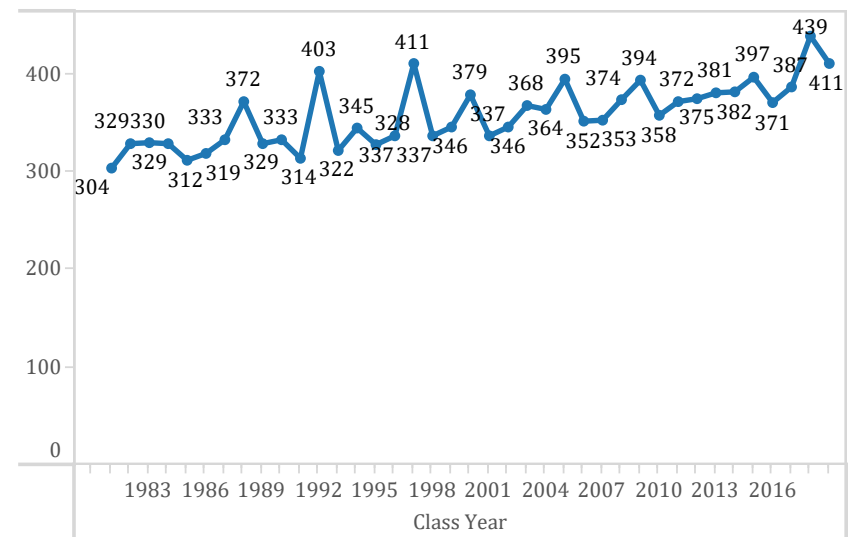
## 2019 Graduates by Gender & Race/Ethnicity

|   | 2019 |     | Total |
|---|------|-----|-------|
|   | F    | M   |       |
| White                                     | 76   | 82  | 158   |
| Hispanics of any race                     | 23   | 23  | 46    |
| Asian                                     | 42   | 33  | 75    |
| Nonresident aliens                        | 25   | 19  | 44    |
| Two or more races                         | 21   | 9   | 30    |
| Black or African American                 | 12   | 20  | 32    |
| Race and/or ethnicity unknown             | 4    | 4   | 8     |
| American Indian or Alaska Native          | 1    |     | 1     |
| Native Hawaiian or other Pacific Islander | 1    |     | 1     |
| Total                                     | 205  | 190 | 395   |

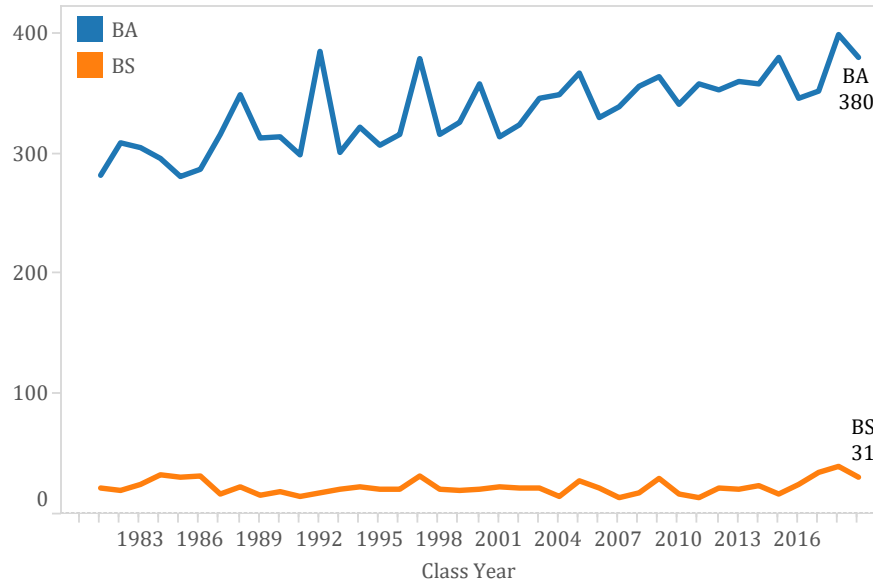
## Number of Graduates



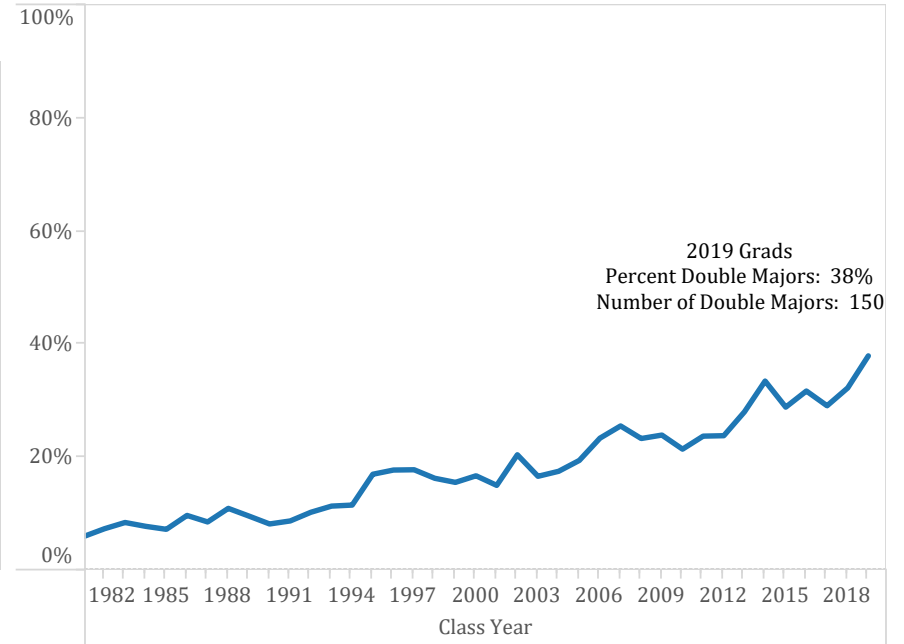
## Number of Degrees (BA + BS)



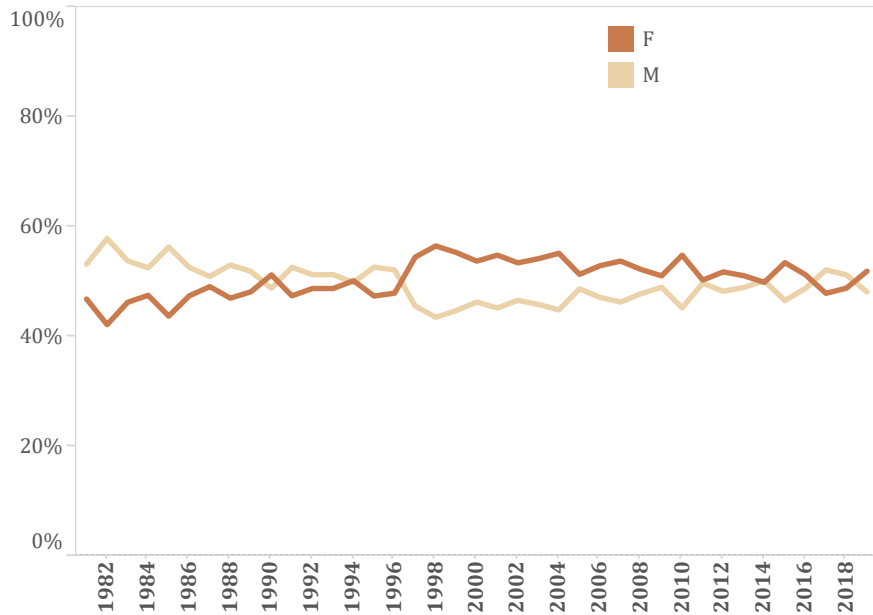
**Number of BA and BS Degrees:** A total of 31 BS and 380 BA degrees were awarded in 2019. There were 16 graduates who earned both a BA and a BS; graduates with these dual degrees are counted in both the BA and BS categories below.



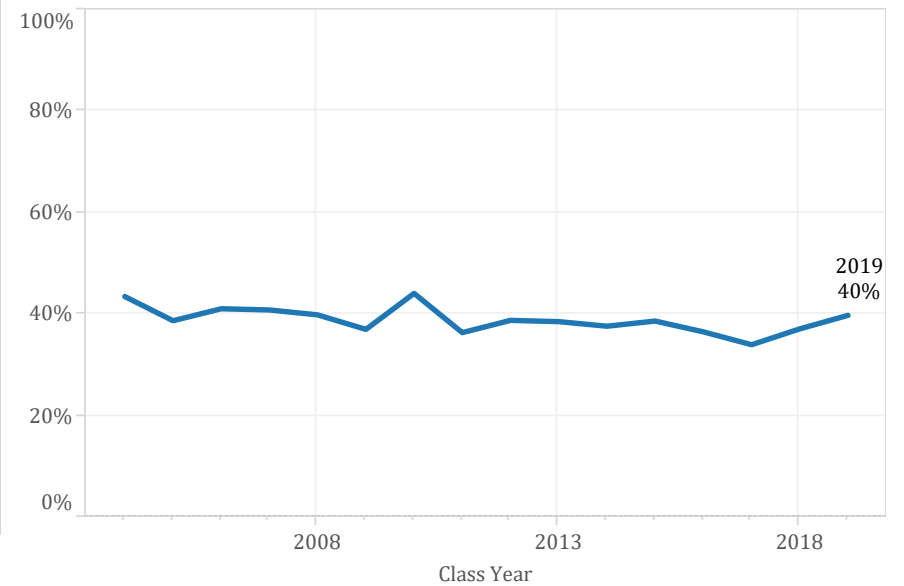
**Percent of graduates earning double majors**



**Percent of Graduates by Gender**



**Percent of Graduates Studying Abroad:** Graduates are counted here if they studied abroad through Swarthmore for a semester or year. Data is available from 2004 on.



## 2011-2019 Graduates by Race/Ethnicity

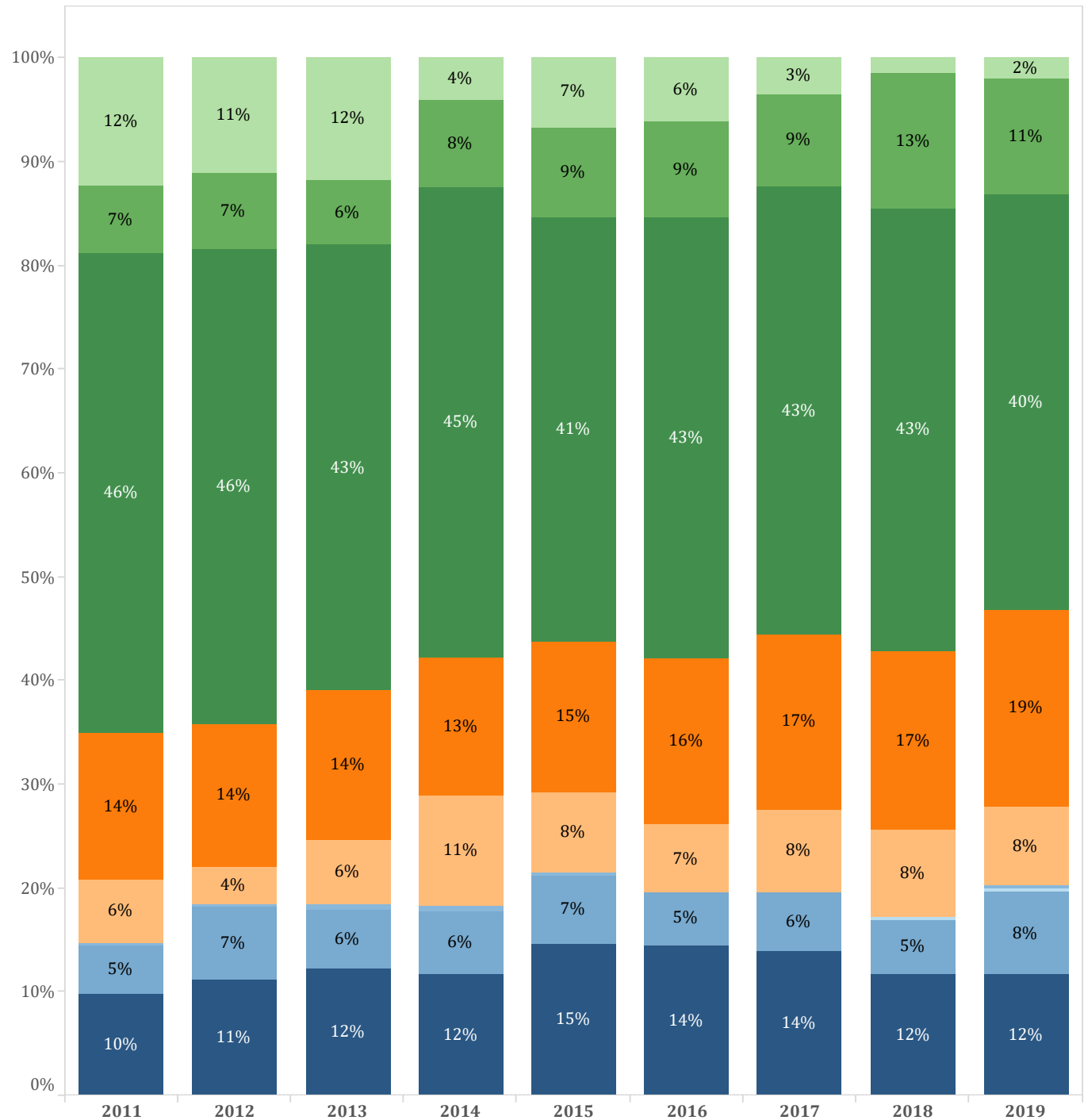
As race/ethnicity coding changed on the federal level in 2011, data for older codes are not presented here.

The blue race/ethnicity categories (American Indian/Alaska Native, Native Hawaiian or other Pacific Islander, Black or African American, and Hispanic) reflect Under-Represented Minority (URM) students.

Per federal guidelines, students who select the "Hispanic" ethnicity are counted as Hispanic students even if other races are also selected. Students who select two or more races (and who do not select the "Hispanic" ethnicity) are counted as "Two or more races" students.

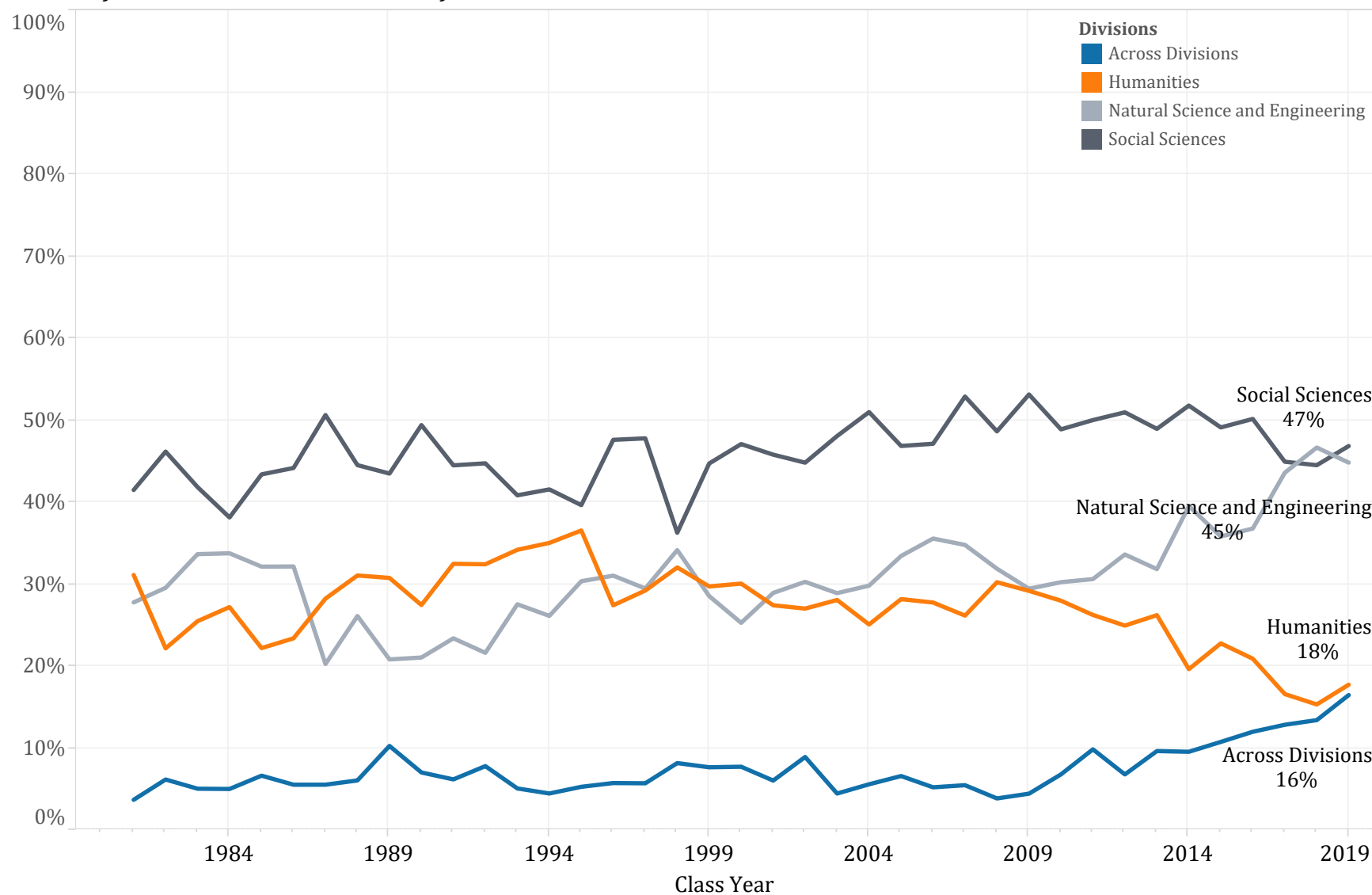
### Race/Ethnicity Categories

- Race and/or ethnicity unknown
- Nonresident aliens
- White
- Asian
- Two or more races
- American Indian or Alaska Native
- Native Hawaiian or other Pacific Isla..
- Black or African American
- Hispanics of any race

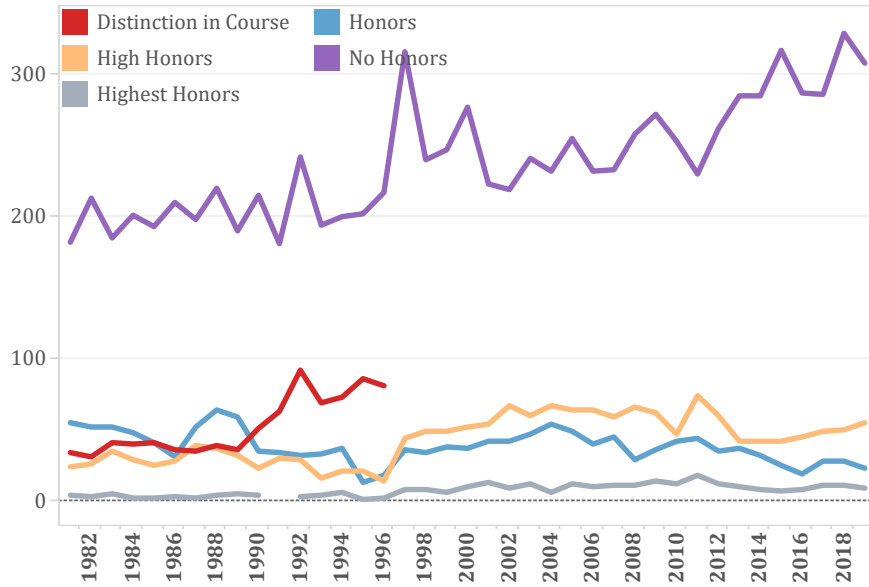


The following presents the percentage of graduates who have one or more majors in a division. **Graduates who have majors in two divisions are counted in each division, so percents total to more than 100%.** Graduates who have two majors in one division are counted once in that division.

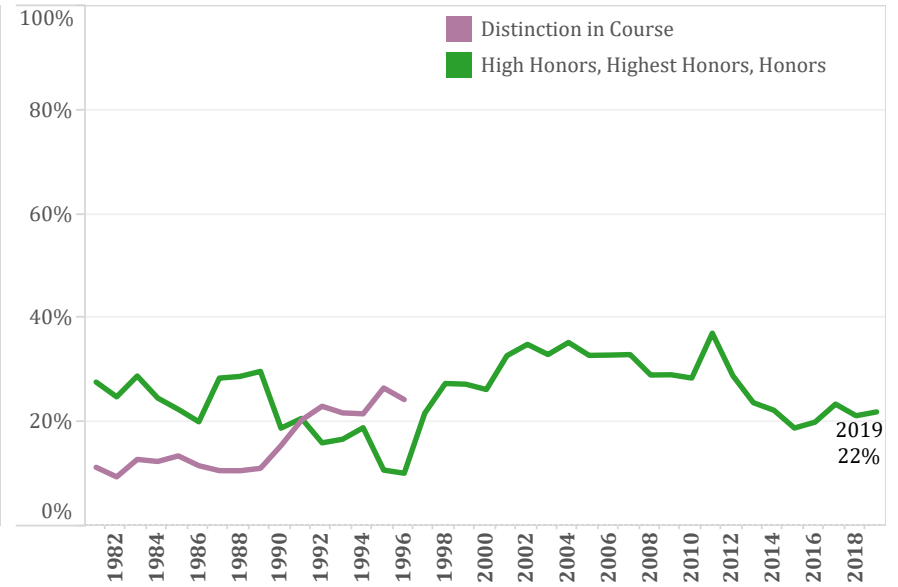
**Percent of Graduates with One or More Majors in a Division**



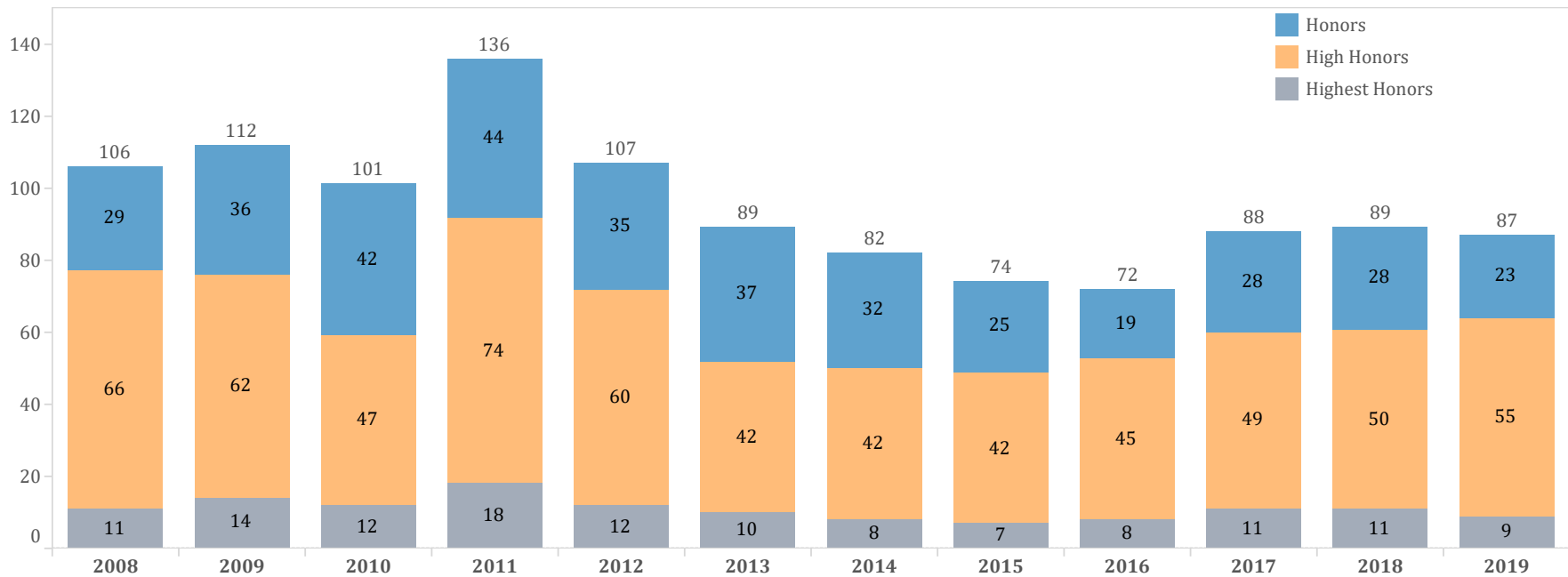
**Number of Graduates by Type of Honors**



**Percent of Swarthmore Graduates Earning Honors or Distinction**



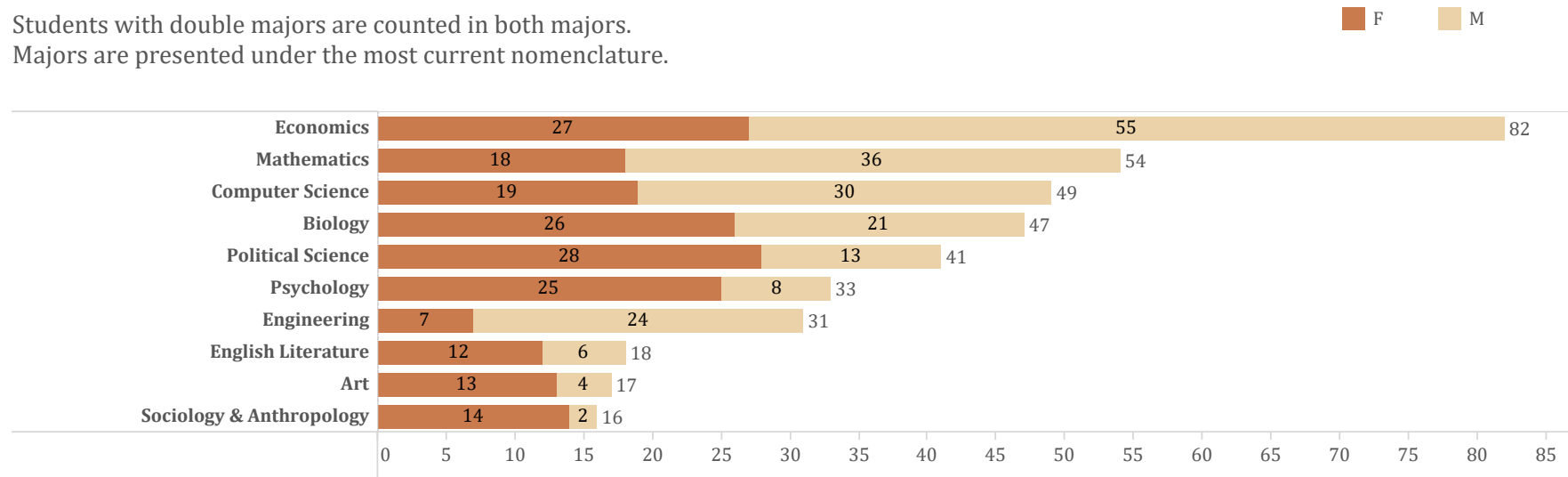
**Number of Swarthmore Honors Graduates by Level of Honors**



## Top 10 Majors for the Class of 2019: Number of 2019 MAJORS by Gender

*In the event of a tie, more than 10 majors may be displayed*

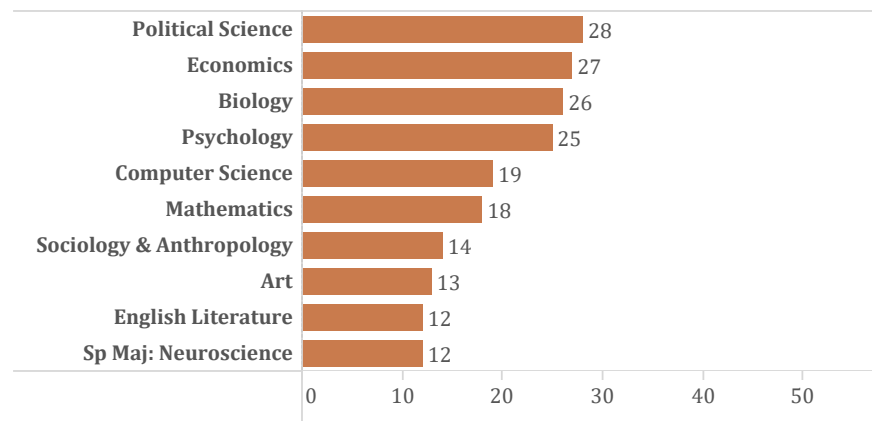
Students with double majors are counted in both majors.  
Majors are presented under the most current nomenclature.



### Top 10 Majors for the Class of 2019: Female

*In the event of a tie, more than 10 majors may be displayed*

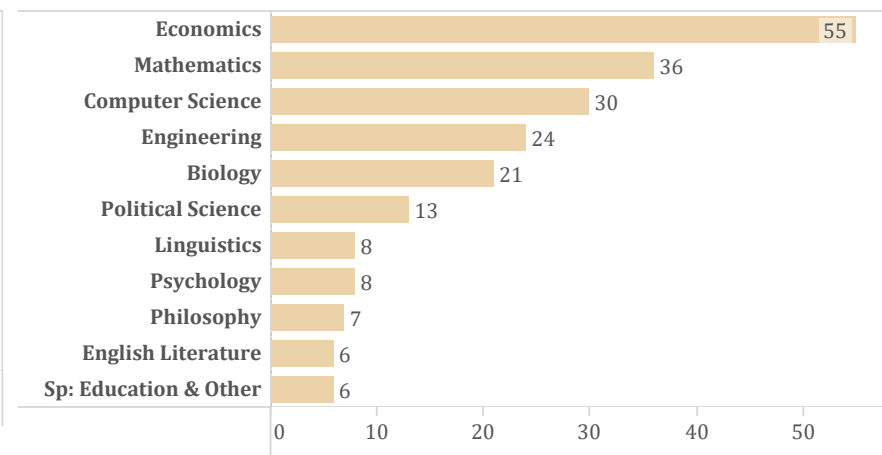
Students with double majors are counted in both majors.  
Majors are presented under the most current nomenclature.



### Top 10 Majors for the Class of 2019: Male

*In the event of a tie, more than 10 majors may be displayed*

Students with double majors are counted in both majors.  
Majors are presented under the most current nomenclature.



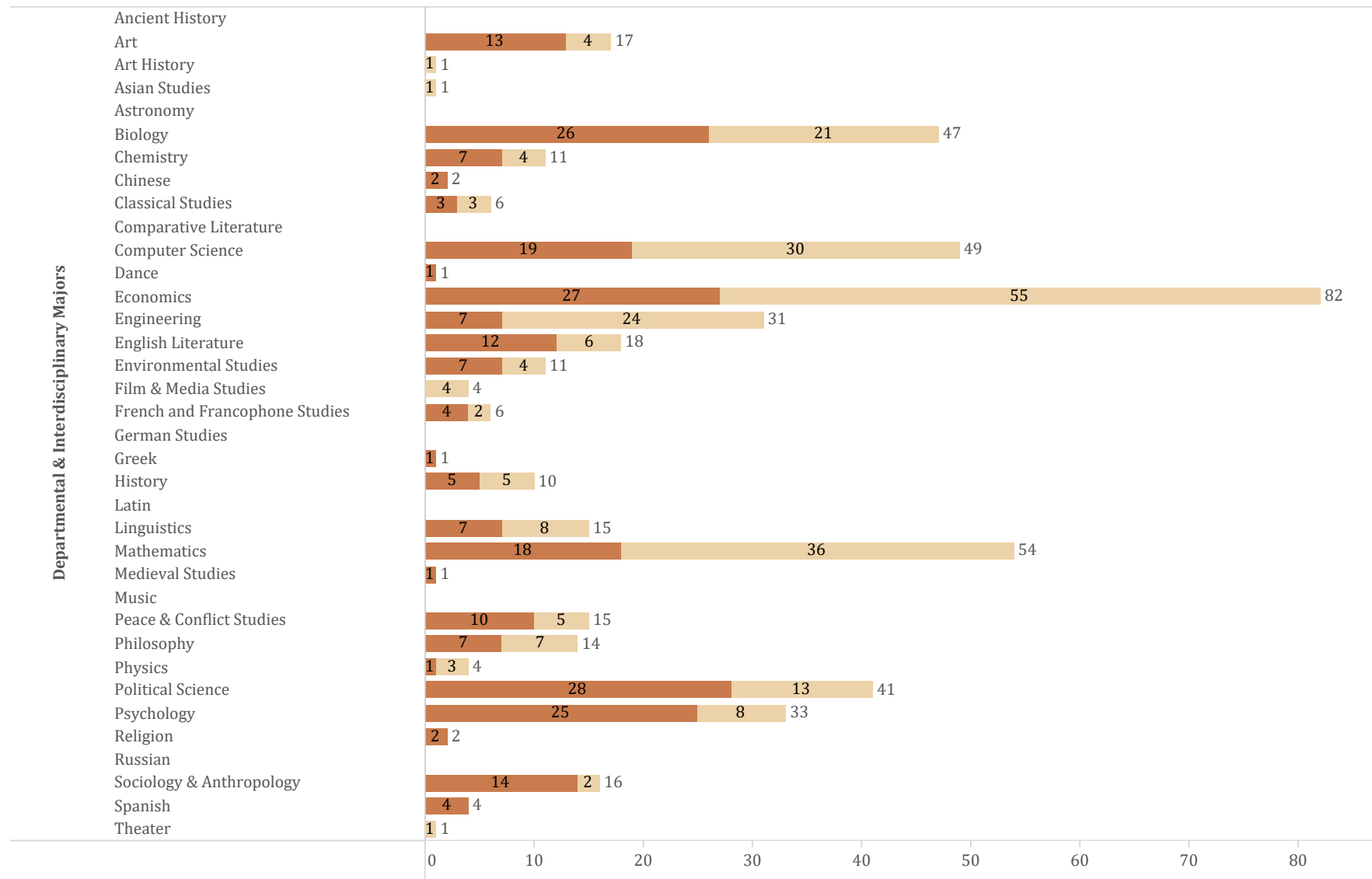
## Number of 2019 MAJORS by Gender

Departmental & Interdisciplinary Majors (See next table for Special Majors)

Students with double majors are counted in both majors and a grand total is therefore not listed.

Majors are presented under the most current nomenclature.

F M

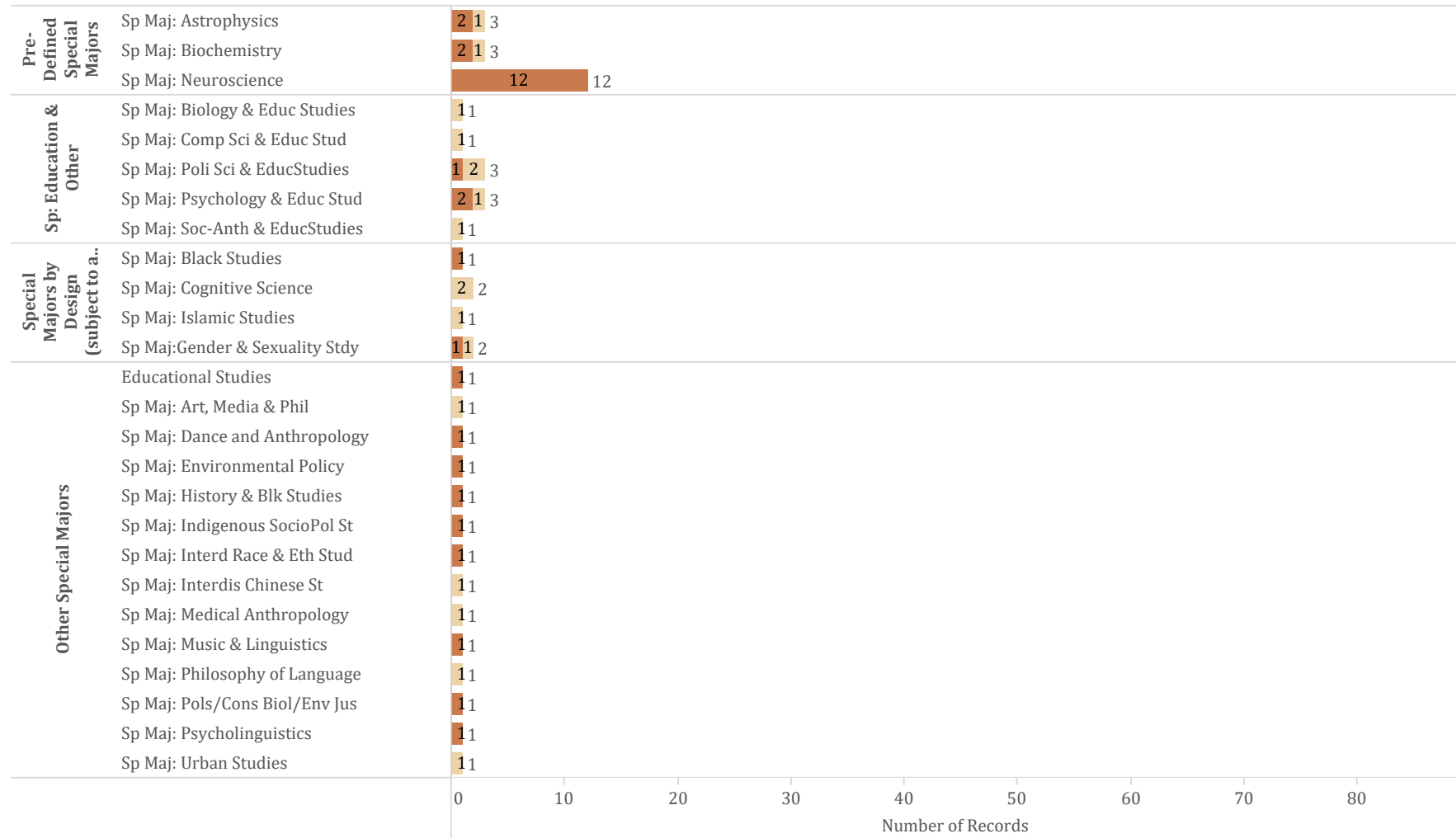


# Number of 2019 MAJORS by Gender

## Special Majors

Students with double majors are counted in both majors and a grand total is therefore not listed.  
 Majors are presented under the most current nomenclature.

F M



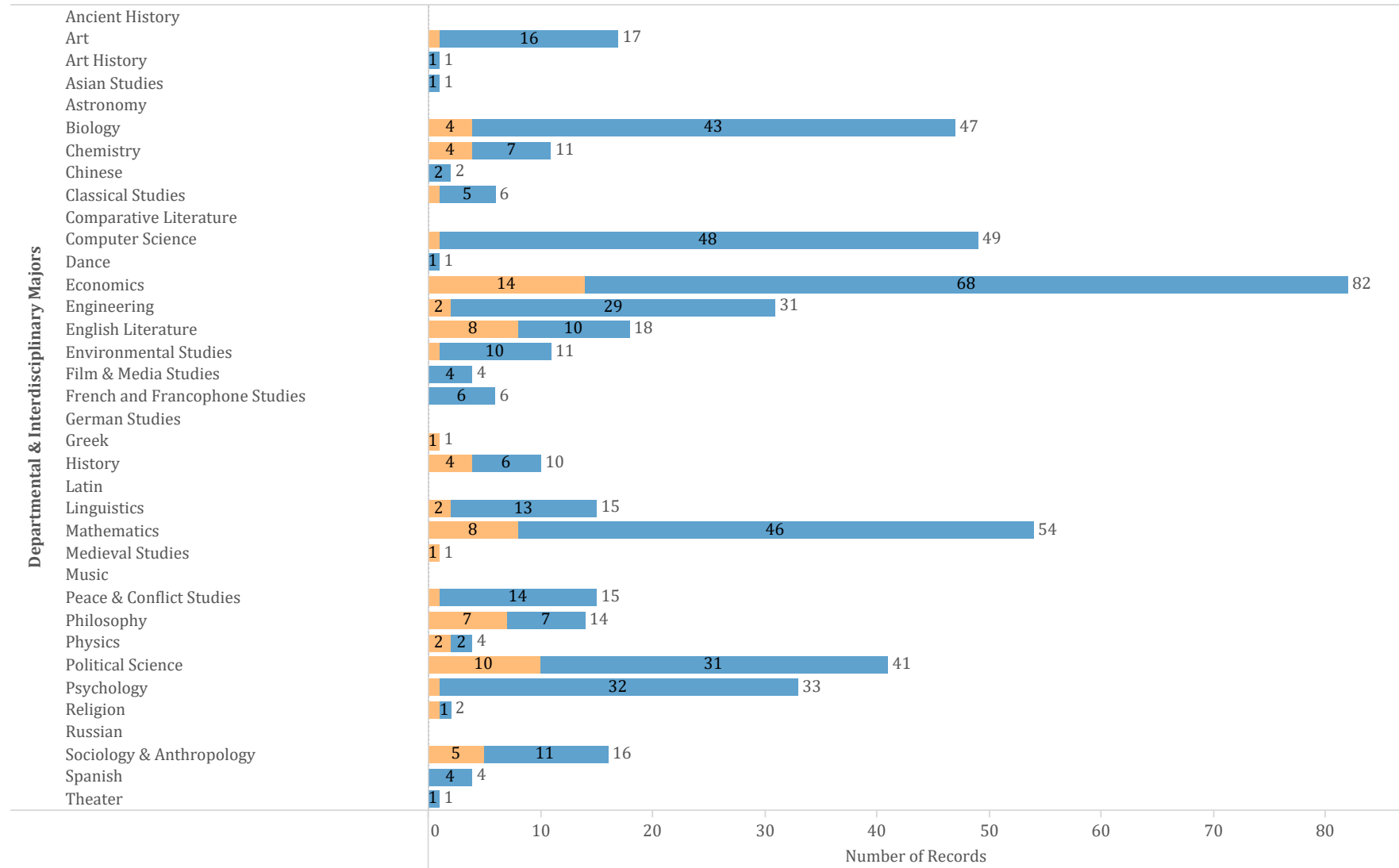


## Number of 2019 MAJORS by Honors/Course

Departmental & Interdisciplinary Majors (See next table for Special Majors)

Students with double majors are counted in both majors and a grand total is therefore not listed.  
Majors are presented under the most current nomenclature.

■ Honors
 ■ Course

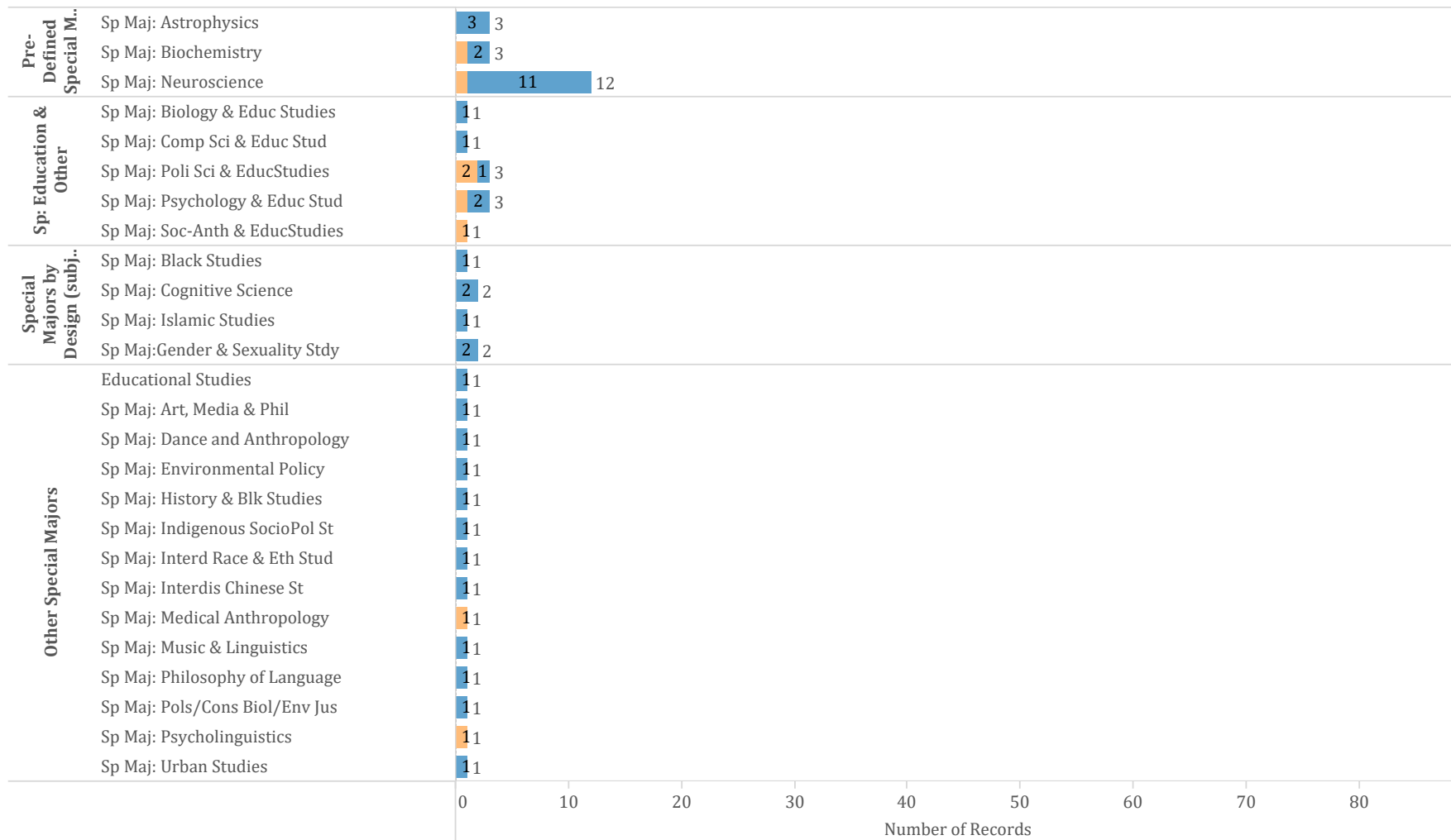


# Number of 2019 MAJORS by Honors/Course

## Special Majors

Students with double majors are counted in both majors and a grand total is therefore not listed. Majors are presented under the most current nomenclature.

■ Honors
 ■ Course



## 2019 Minors with one or more graduates by Honors and Course

211 Graduates earned one or more minors.

\*Course minors are not offered in Art, Comparative Literature, Economics, Political Science, and Sociology & Anthropology.

|                              | Course     | Honors    | Total      |
|------------------------------|------------|-----------|------------|
| Ancient History              | 1          | 1         | 2          |
| Arabic Studies               | 2          | 1         | 3          |
| Art History                  | 6          | 1         | 7          |
| Asian Studies                | 4          |           | 4          |
| Astronomy                    | 1          | 1         | 2          |
| Biology                      | 4          | 1         | 5          |
| Black Studies                | 4          | 1         | 5          |
| Chemistry                    | 1          |           | 1          |
| Chinese                      | 2          | 2         | 4          |
| Classical Studies            |            | 1         | 1          |
| Cognitive Science            | 1          | 2         | 3          |
| Computer Science             | 11         | 9         | 20         |
| Dance                        | 3          | 1         | 4          |
| Economics                    |            | 8         | 8          |
| Educational Studies          | 8          | 4         | 12         |
| Engineering                  | 3          | 1         | 4          |
| English Literature           | 11         |           | 11         |
| Environmental Studies        | 7          | 1         | 8          |
| Film & Media Studies         | 6          | 1         | 7          |
| French & Francophone Studies | 3          | 3         | 6          |
| Gender & Sexuality Studies   | 3          | 3         | 6          |
| German Studies               | 2          |           | 2          |
| Global Studies               | 3          |           | 3          |
| History                      | 6          | 4         | 10         |
| Interpretation Theory        | 1          |           | 1          |
| Japanese                     | 1          |           | 1          |
| Latin                        |            | 1         | 1          |
| Latin American & Latino St   | 6          |           | 6          |
| Linguistics                  | 7          |           | 7          |
| Mathematics                  | 8          | 13        | 21         |
| Medieval Studies             | 1          |           | 1          |
| Music                        | 4          |           | 4          |
| Peace & Conflict Studies     | 11         |           | 11         |
| Philosophy                   | 4          | 5         | 9          |
| Physics                      | 1          |           | 1          |
| Political Science            |            | 5         | 5          |
| Psychology                   | 17         | 3         | 20         |
| Religion                     | 4          | 1         | 5          |
| Russian                      | 1          |           | 1          |
| Spanish                      | 6          |           | 6          |
| Statistics                   | 11         |           | 11         |
| Theater                      | 2          | 2         | 4          |
| <b>Total Minors Earned</b>   | <b>177</b> | <b>76</b> | <b>253</b> |